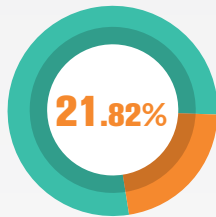
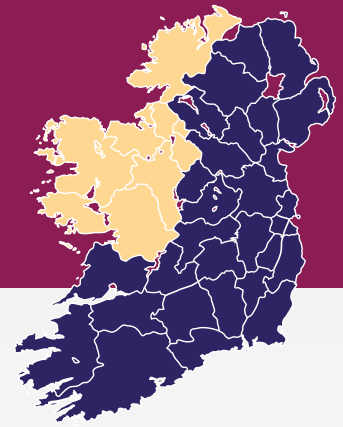




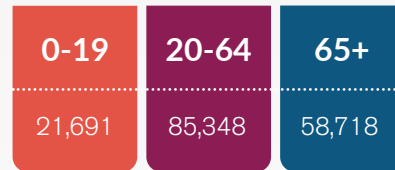
DISABILITY FEDERATION OF IRELAND

# Disability Profile: West and North West<sup>1</sup>



of the population of this region, **165,757** have at least one disability, while **62,079** experience disability to a great extent.

Number of people in each age range with a disability



## Disability by gender

males

**80,151**

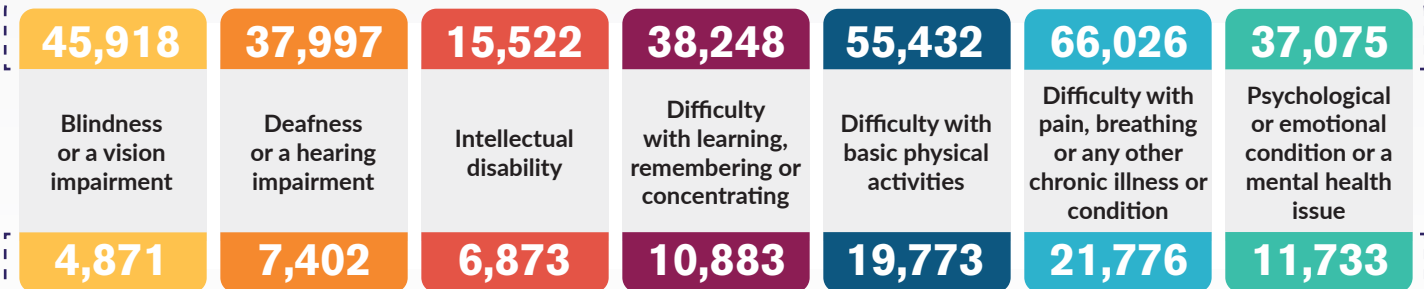


females

**85,606**



## TOTAL NUMBER OF PEOPLE WITH EACH TYPE OF DISABILITY



## NUMBER OF PEOPLE WITH EACH TYPE OF DISABILITY TO A GREAT EXTENT



## Education level obtained<sup>2,3</sup>

No formal education

**5%**

have no formal education compared to 2.43% of the general population

Primary level

**14%**

did not progress beyond primary education compared to 7.39% of the general population.

Secondary

**30%**

had completed upper secondary compared to 27.78% of the general population.

Further education

**15%**

had completed further education compared to 15.52% of the general population.

Higher education

**20%**

had completed higher level education compared to 26.07% of the general population.

Still in education

**8%**

are still in education compared to 11.07% of the general population.



## Labour Participation<sup>4</sup>

**31.20%** of all people with disabilities and **14.93%** of people with disability to a great extent over 15 are at work compared to 53.47% of the general population

1. All statistics based on Census 2022, cso.ie  
 2. Further education includes vocational/technical certificate and advanced certificate/completed apprenticeship, higher education includes Higher Certificate, Ordinary/Honours Bachelor, Postgraduate Diploma/Degree, and Doctorate.  
 Data based on special tabulation from CSO.

3. % of all adults, both ceased and not ceased their education. Adults who did not indicate whether they had ceased education are not shown.  
 4. These numbers represent every individual over 15, including those in education, those over 65 and people retired.  
 Due to changes in the census questions, the data from Census 2022 is not comparable to data from previous censuses

